

Research on the British and German Prototypes

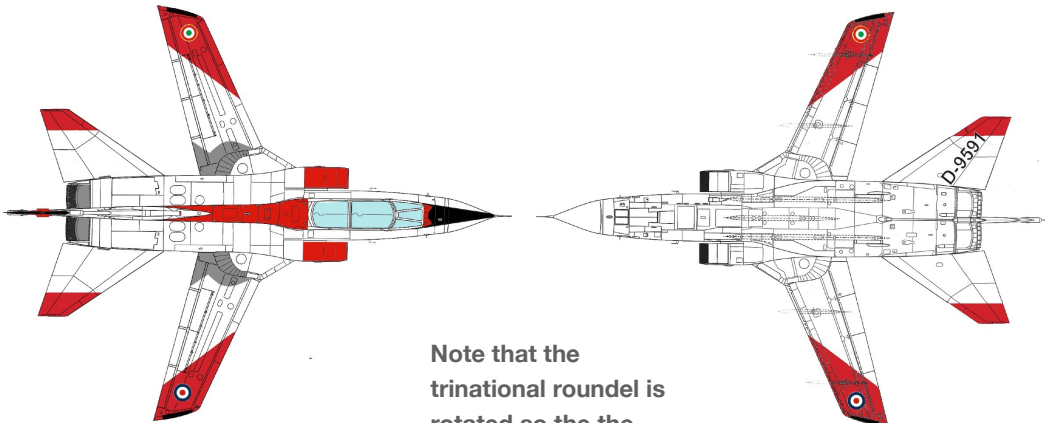
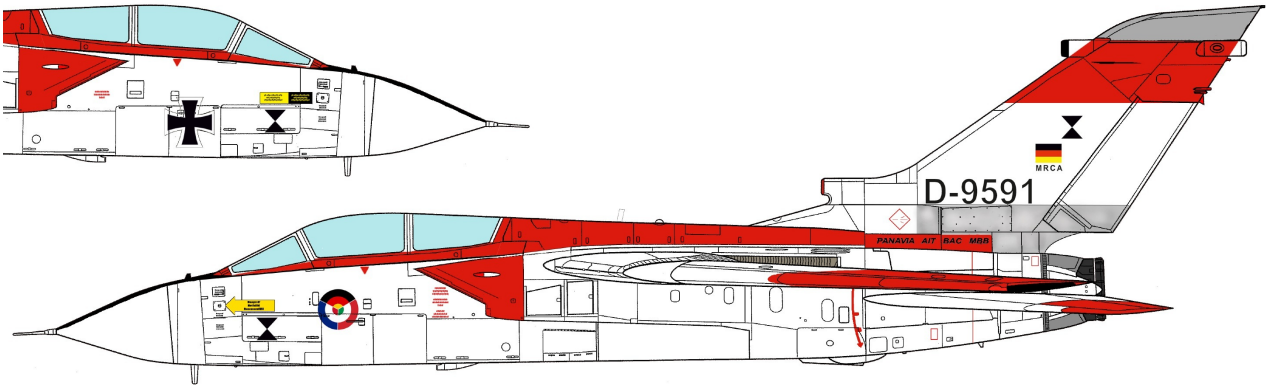
In researching P.02 I found that there is not a single reference that provided me with everything I needed to make an accurate model of the prototype Tornado. I have compiled my findings and photographs into this newsletter and I hope you will find it useful. If you have any comments or corrections please get in touch via the forum or Facebook page. Thanks must go out to Steve, Bob and Andy who've helped with my research into P.01 and P.02.

Happy Modelling,

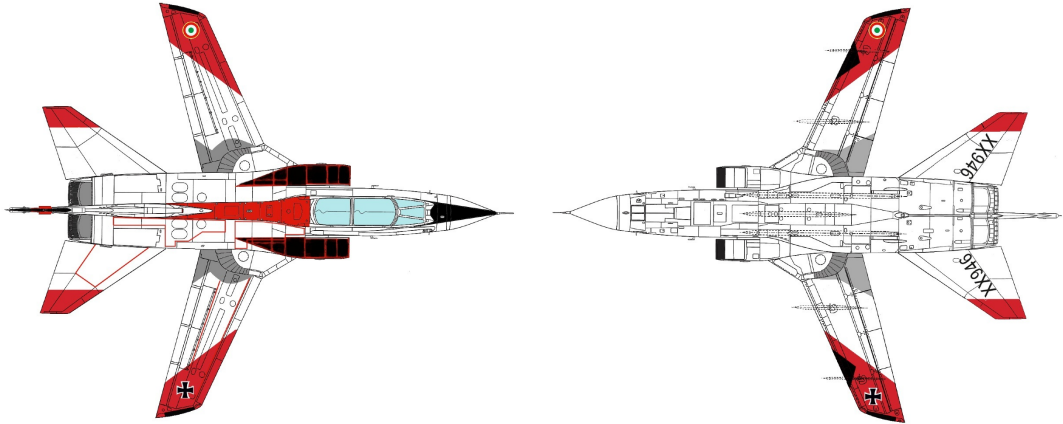
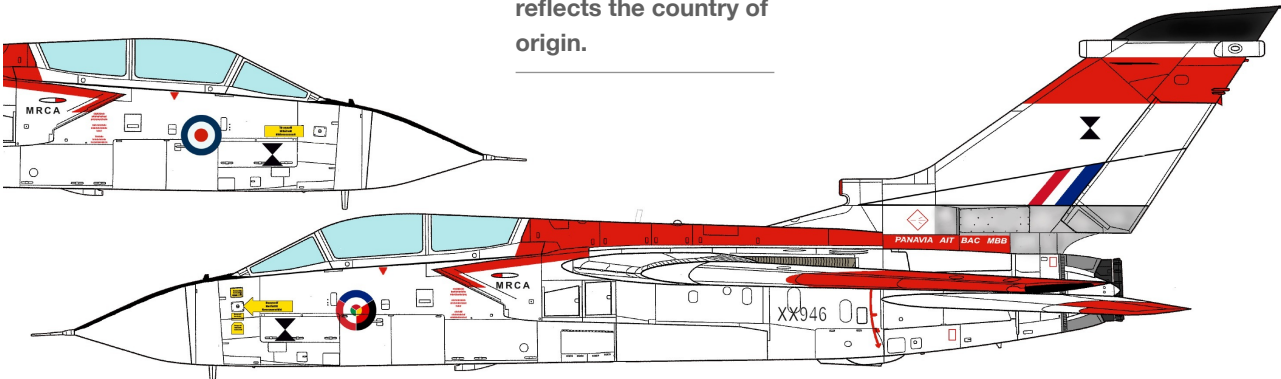
Nathan



D-9591 has been in open storage at the Luftwaffe Museum at Gatow near Berlin for the past year. It is not on general display. The scheme is not authentic.



Note that the trinational roundel is rotated so the the uppermost third reflects the country of origin.

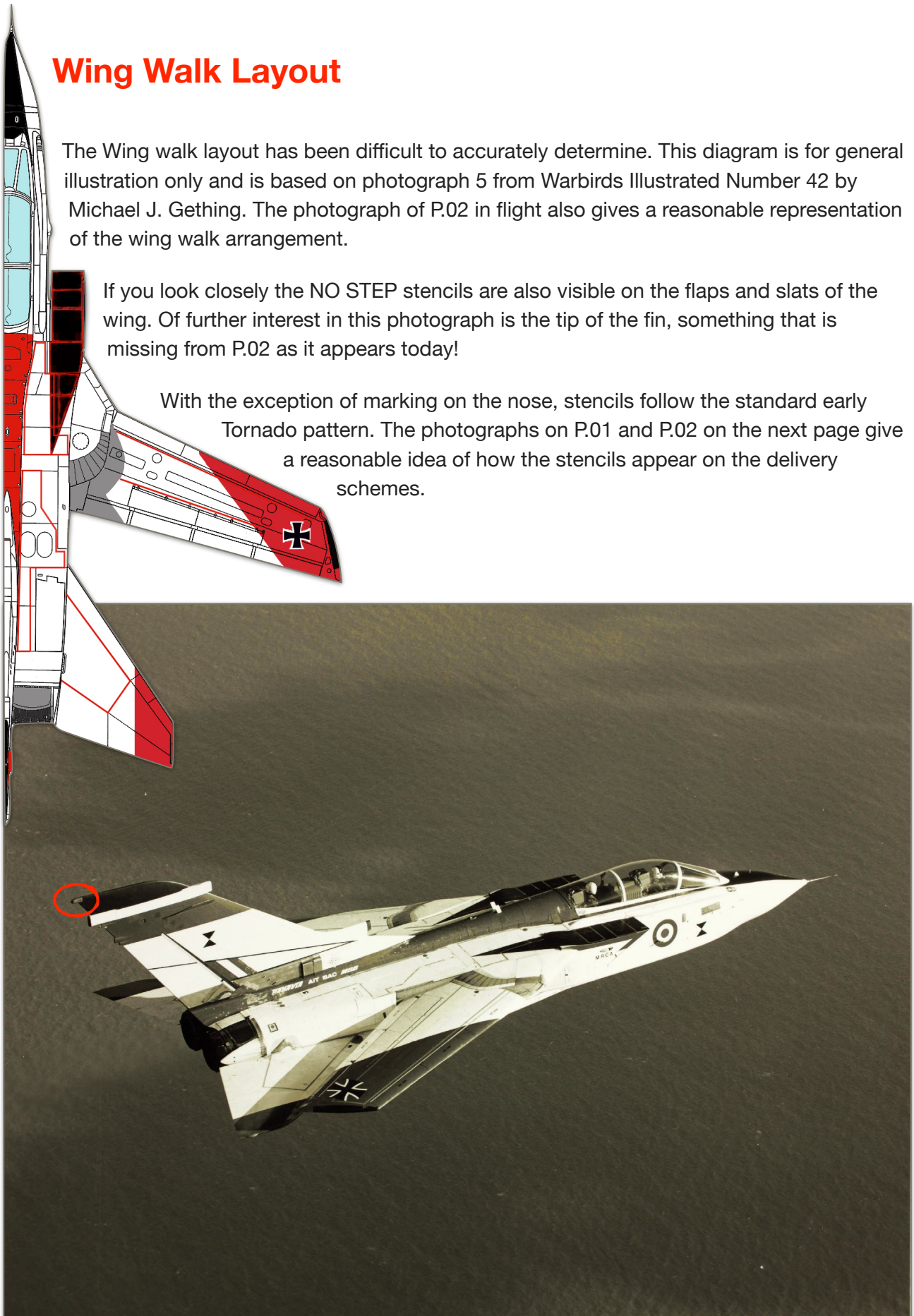


Wing Walk Layout

The Wing walk layout has been difficult to accurately determine. This diagram is for general illustration only and is based on photograph 5 from Warbirds Illustrated Number 42 by Michael J. Gething. The photograph of P.02 in flight also gives a reasonable representation of the wing walk arrangement.

If you look closely the NO STEP stencils are also visible on the flaps and slats of the wing. Of further interest in this photograph is the tip of the fin, something that is missing from P.02 as it appears today!

With the exception of marking on the nose, stencils follow the standard early Tornado pattern. The photographs on P.01 and P.02 on the next page give a reasonable idea of how the stencils appear on the delivery schemes.





Intake Modifications

The Intakes of P.01 and P.02 are different, and they both differ greatly from the standard Tornado. Starting with P.02, the photograph below shows a distinct hump. D-9591 did not have this hump, the rear of the intake was flush the fuselage.



Tail Modifications

The photographs below show the difference (from a standard Tornado) below the rudder on P.02. It is also representative of P.01. On the following pages other differences from the standard Tornado have been highlighted. P.02 seems to be missing the rear tip of its tail and in these pictures it is fitted with a tail mounted camera (something not fitted on its maiden flight).




















Photo Credits.

All photographs by author with exception of:

Photographs on page 3 and 4 taken from San Diego Air and Space Museum Archive via Flickr Commons.
Catalogue numbers in order of appearance: 01_00086540, 01_00086539 01_00086542